



**CarbonNet**  
Project  
Enabling a Net Zero Future

# CCS - Responding to market and reputation pressure

ADGO Conference, CCS Day

2 April 2026



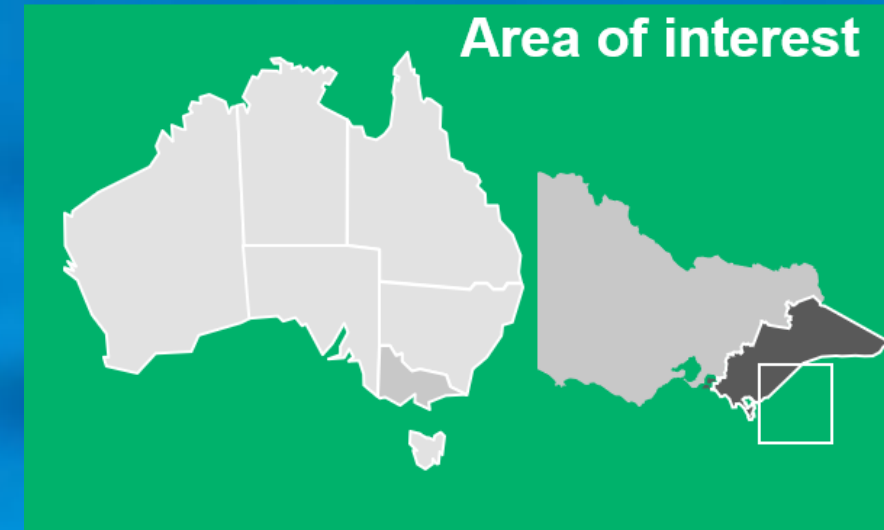
Australian Government  
Department of Industry, Science,  
Energy and Resources



Jobs,  
Precincts  
and Regions



Established in 2009, CarbonNet is funded by both the Commonwealth and Victorian State governments



**Australian Government**  
**Department of Climate Change, Energy,  
the Environment and Water**



Jobs, Skills,  
Industry  
and Regions



The image features a central graphic consisting of a large purple circle on the left containing the text 'CarbonNet'. To the right of the circle is a funnel shape that tapers from left to right. The funnel is divided into four horizontal sections, each with a different color: green, light green, dark purple, and blue. Each section contains a white text box with a specific detail about the CarbonNet project.

# CarbonNet

Two geological sites offering world-class storage capacity of over 350 million tonnes of CO<sub>2</sub>

Access to substantial emissions pool from Australian east coast industrial hubs of 52.8 Mtpa CO<sub>2</sub> e

Currently one of the most mature storage initiatives in the Asia Pacific

Offers development optionality for both Pelican and Kookaburra storage sites

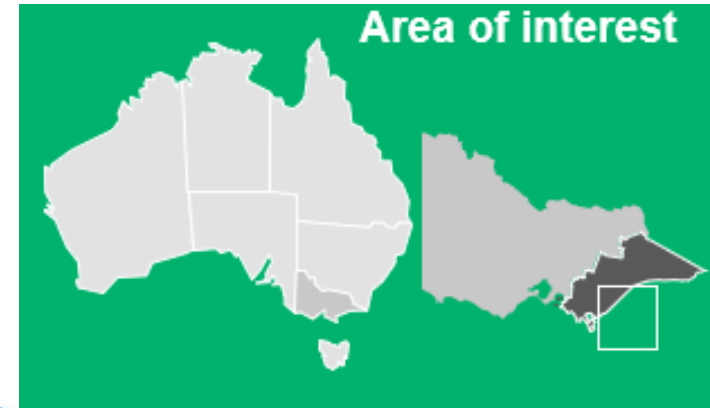
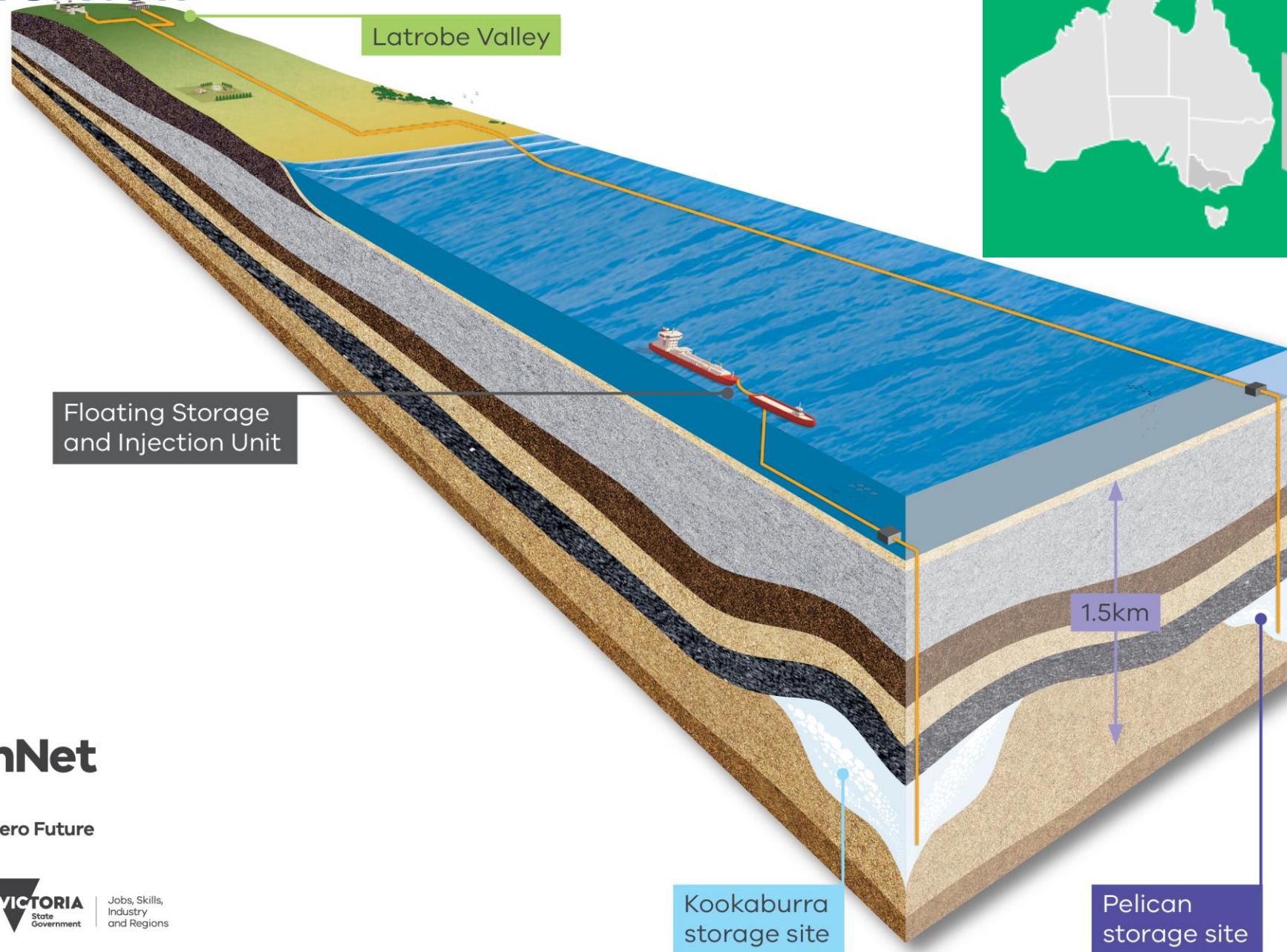
# CarbonNet's offshore permits



**LEGEND**

- Preferred pipeline corridor
- State Forest
- Pelican Permit GX-6-AP
- Kookaburra Permit G-5-AP

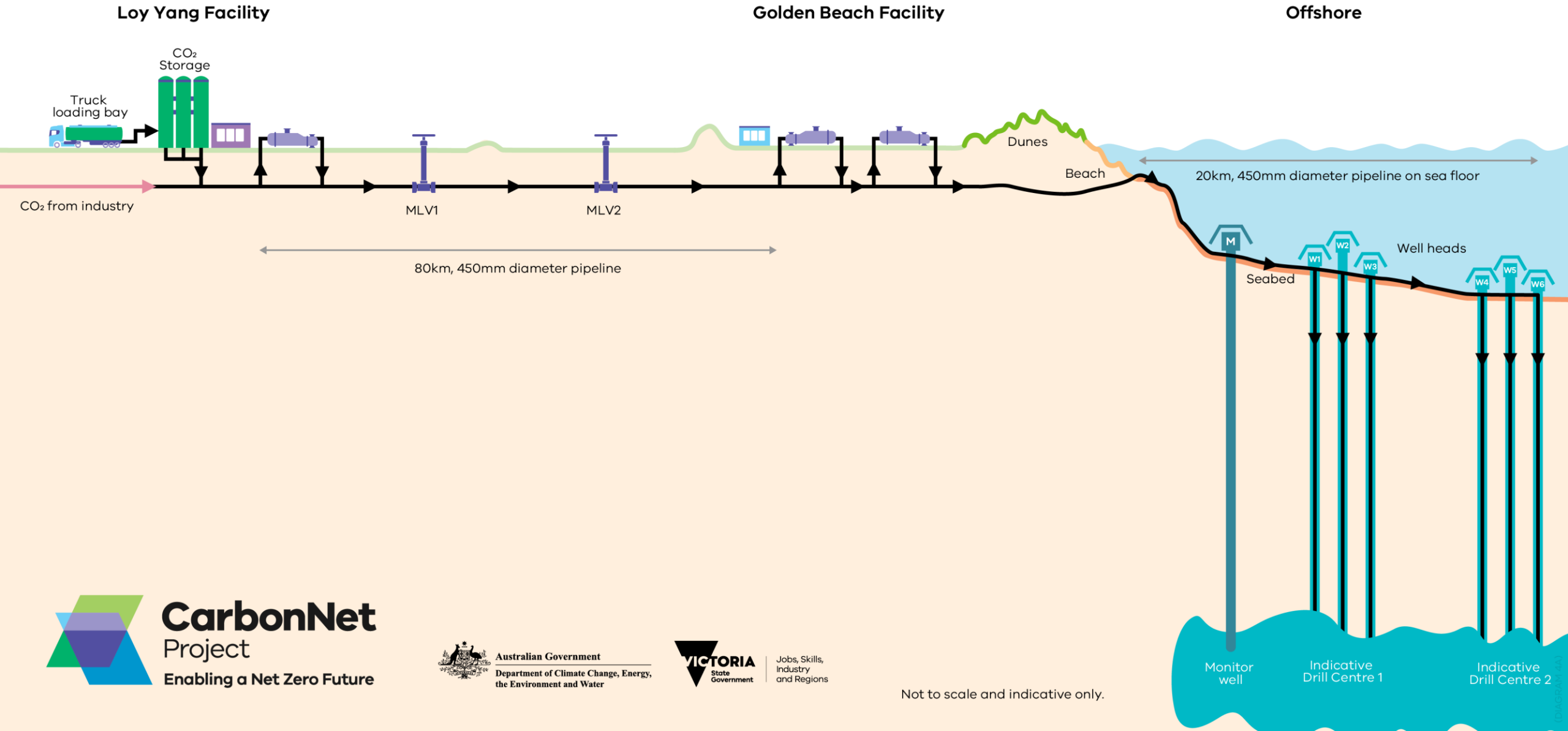
# CarbonNet overview



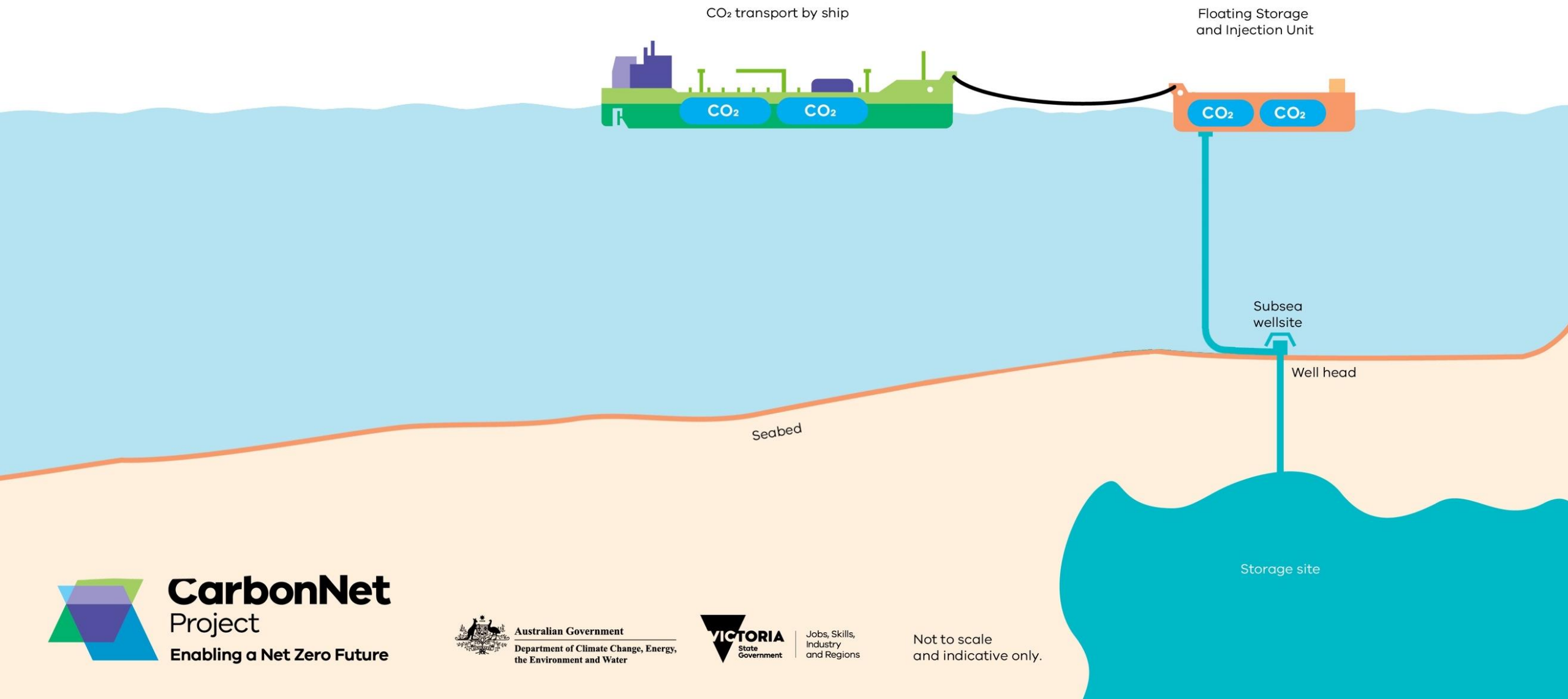
Kookaburra  
storage site

Pelican  
storage site

# Project Overview – Pelican Site



# Project Overview – Kookaburra Site



# Market and Reputational Pressures in CCS

Regulatory Mandates

1

2

Public Perception

CCS Policy

3

4

Project Alignment and  
Investment Risk

Environment Protection and Biodiversity Conservation (EPBC) Act 1999

Native Title Act 1993

Environment Effects Act 1978

Aboriginal Heritage Act 2006

Environment Protection (Sea Dumping) Act 1981

Offshore Petroleum and Greenhouse Gas Storage (OPGGS) Act 2006

Marine and Coastal Act 2018

Pipelines Act 2005

Land Acquisition and Compensation Act 1986

Planning and Environment Act 1987

Environment Protection Act 2017

Victorian State waters  
Commonwealth waters

High-tide mark

Low-tide mark

HDD exit point



80km Onshore CO<sub>2</sub> pipeline

Victorian Onshore

Onshore Transport	
EPBC Act 1999	Approval
Environment Effects Act 1978	Minister's Assessment informs Victorian statutory approvals
Native Title Act 1993	Indigenous Land Use Agreement or Future Act Provision
Pipelines Act 2005	<ul style="list-style-type: none"> <li>• Pipeline Licence</li> <li>• Pipeline Consultation Plan</li> <li>• Environment Management Plan</li> <li>• Safety Management Plan</li> </ul>
Marine and Coastal Act 2018	Consent for use and development of coastal crown land within 200m of high-water mark
Land Acquisition and Compensation Act 1986	Compensation agreed in accordance with Act
Aboriginal Heritage Act 2006	Cultural Heritage Management Plan
Planning and Environment Act 1987	Planning permit(s)
Environment Protection Act 2017	Development Licence(s)

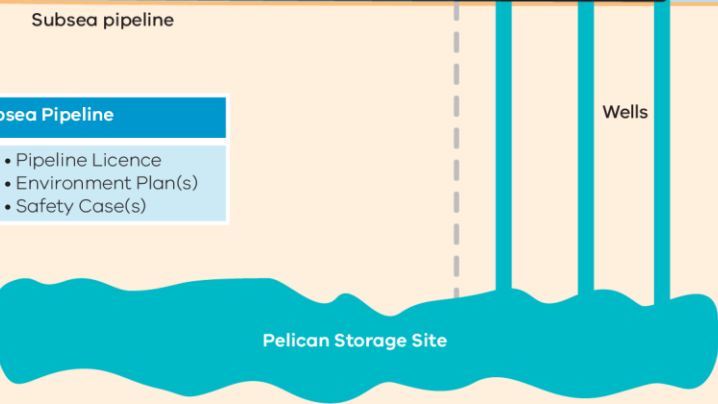
**Drilling and Subsea Facilities**

OPGGS Act 2006

- Injection licence
- Site plan
- Environment Plan(s)
- Safety Case(s)
- Well Operations
- Management Plan



Wells



Offshore Transport and Storage	
EPBC Act 1999	Approval
Environment Effects Act 1978	Minister's Assessment informs Victorian statutory approvals
EP (Sea Dumping) Act 1981	Consent
Marine and Coastal Act 2018	Consent

Subsea Pipeline	
OPGGS Act 2006	<ul style="list-style-type: none"> <li>• Pipeline Licence</li> <li>• Environment Plan(s)</li> <li>• Safety Case(s)</li> </ul>

# Pelican Key Primary Approvals



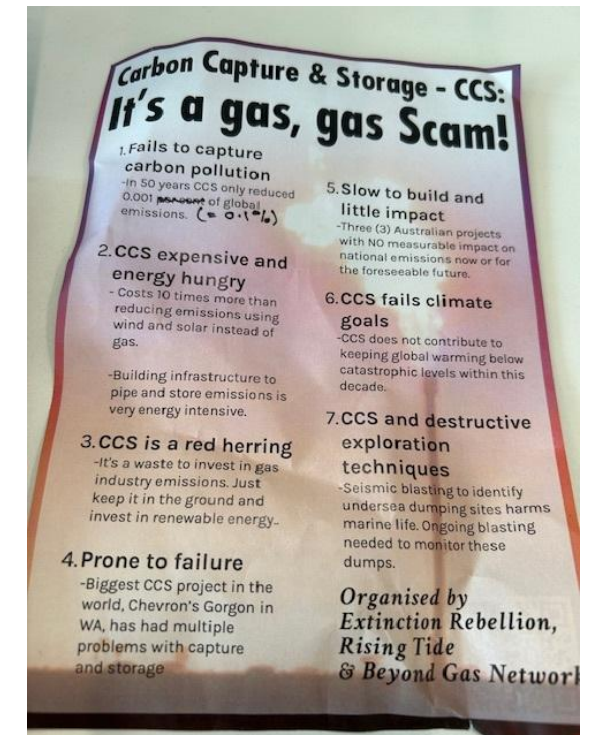
\*Indicative only. Current October 2024 (DIAGRAM 5A)

# Public Perception

“Australia will need to develop a carbon capture capacity of approximately 175 million tonnes per annum by 2035 to achieve net zero by 2050”




Vs



Net Zero Australia, 2023

# Impact of Public Pressure


**Queensland Government**


Department of the  
**Environment, Tourism, Science and Innovation**

[Home](#)
[Environment](#)
[Parks and forests](#)
[Tourism](#)
[Science](#)
[Innovation](#)
[Heritage](#)
[Our department](#)

[Queensland's research capability](#)
[Science to support industry](#)
[Science in the Queensland Government](#)

2026  
 2025  
**2024**  
 2023  
 2022  
 2021  
 2020

## CTSCo project not suitable to proceed

 Issued: 24 May 2024

The Department of Environment, Science and Innovation has determined the CTSCo Surat Basin Carbon Capture and Storage Project is not suitable to proceed due to potential impacts on groundwater resources in the Great Artesian Basin.

As Queensland's environmental regulator, the department carefully considered the project's Environmental Impact Statement, which involved a rigorous three-year assessment against strict regulatory requirements in the *Environmental Protection Act 1994* and the *Environmental Protection Regulation 2019*.

The assessment found that the Precipice Sandstone aquifer in the Great Artesian Basin,

<https://science.qld.gov.au/government>

# Stakeholder and Community Engagement activities

- Early and ongoing engagement
- Community Reference Group
- Community sentiment research
- Robust Pipeline Consultation Plan
- Regular stakeholder briefings



# Countries with policies get projects

## Where There Is Policy, There Are Projects

Significant policy, legal, and regulatory progress for CCS over the past 12 months in many countries is driving growth in projects under operation, construction, and development. We are seeing clear links to expanding project pipelines where national policy frameworks have been established.



Global Status of CCS Report 2025



GLOBAL CCS  
INSTITUTE



## Project Alignment and Investment Risk

Open, flexible, and scalable projects

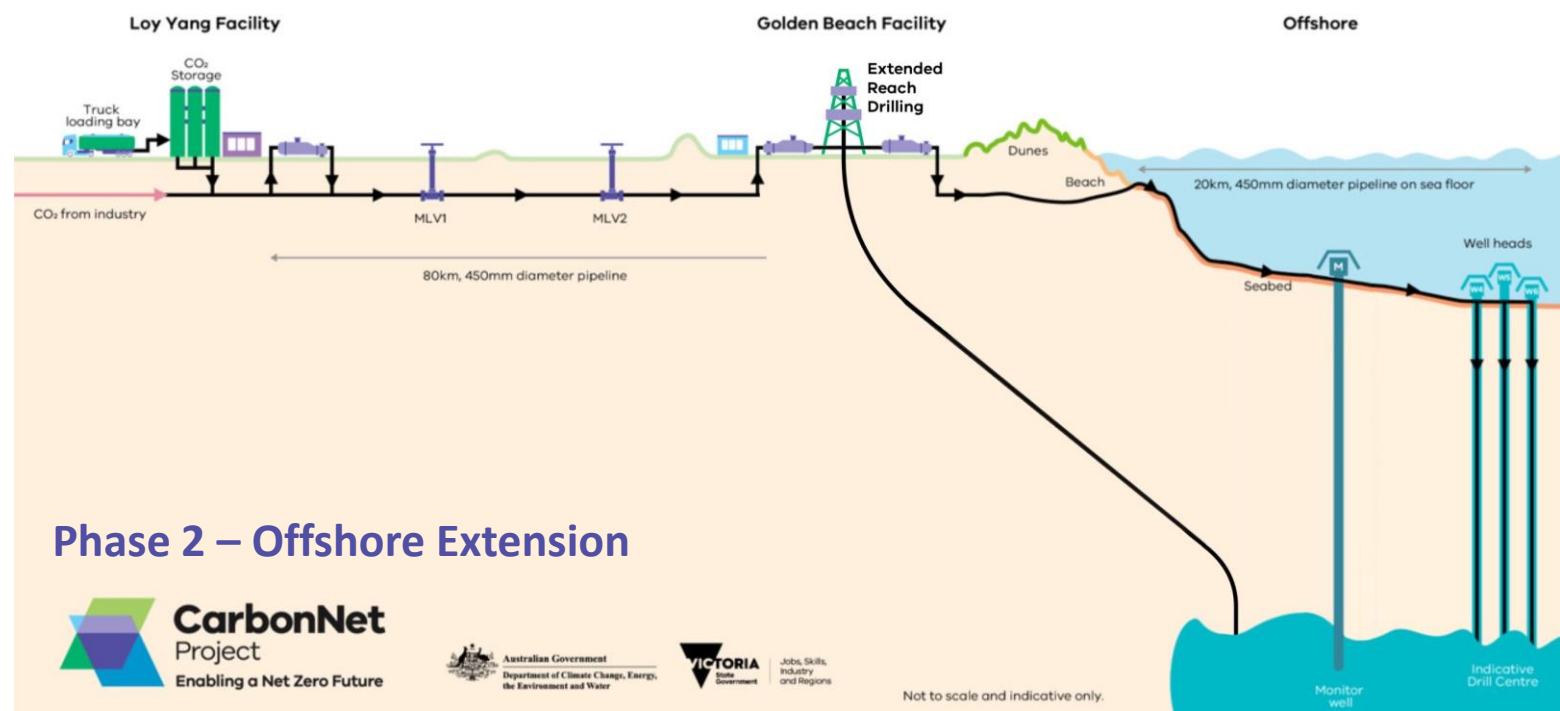
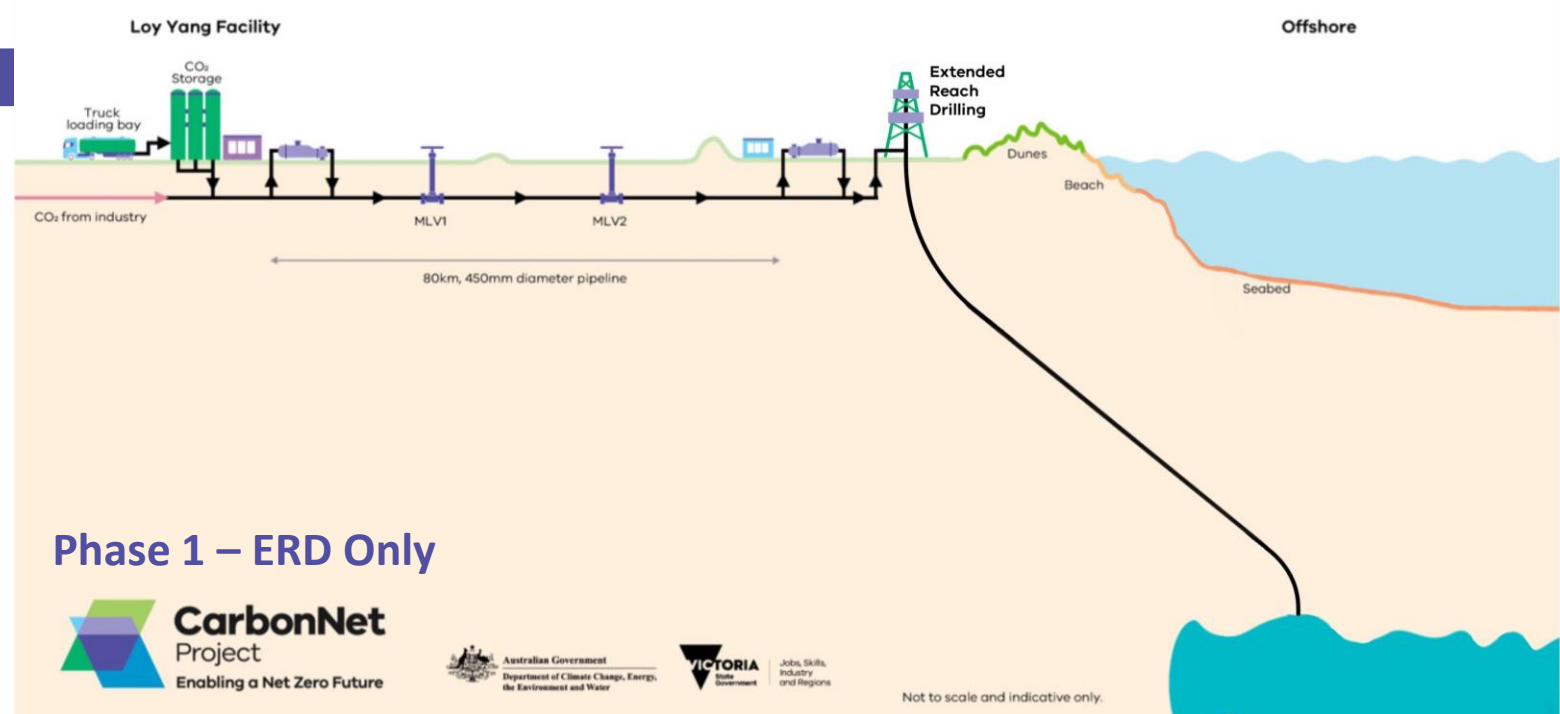
Investment partnerships

Government support

Establishment of cross-border agreements

# CarbonNet's 2-Phase Concept

- No offshore scope during the first phase
- Maximum 2Mtpa for ERD then offshore execution to reach 6Mtpa
- Lower cost execution for Phase 1 – **lower \$/t and lower CapEx** for CO2 transportation and storage
- Lower investment risk





# Thank you



Keep up to date with project progress with CarbonNet e-news:

[www.vic.gov.au/CarbonNet](http://www.vic.gov.au/CarbonNet)

If you have any questions please contact CarbonNet:

E: [carbonnet.info@ecodev.vic.gov.au](mailto:carbonnet.info@ecodev.vic.gov.au)